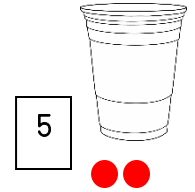
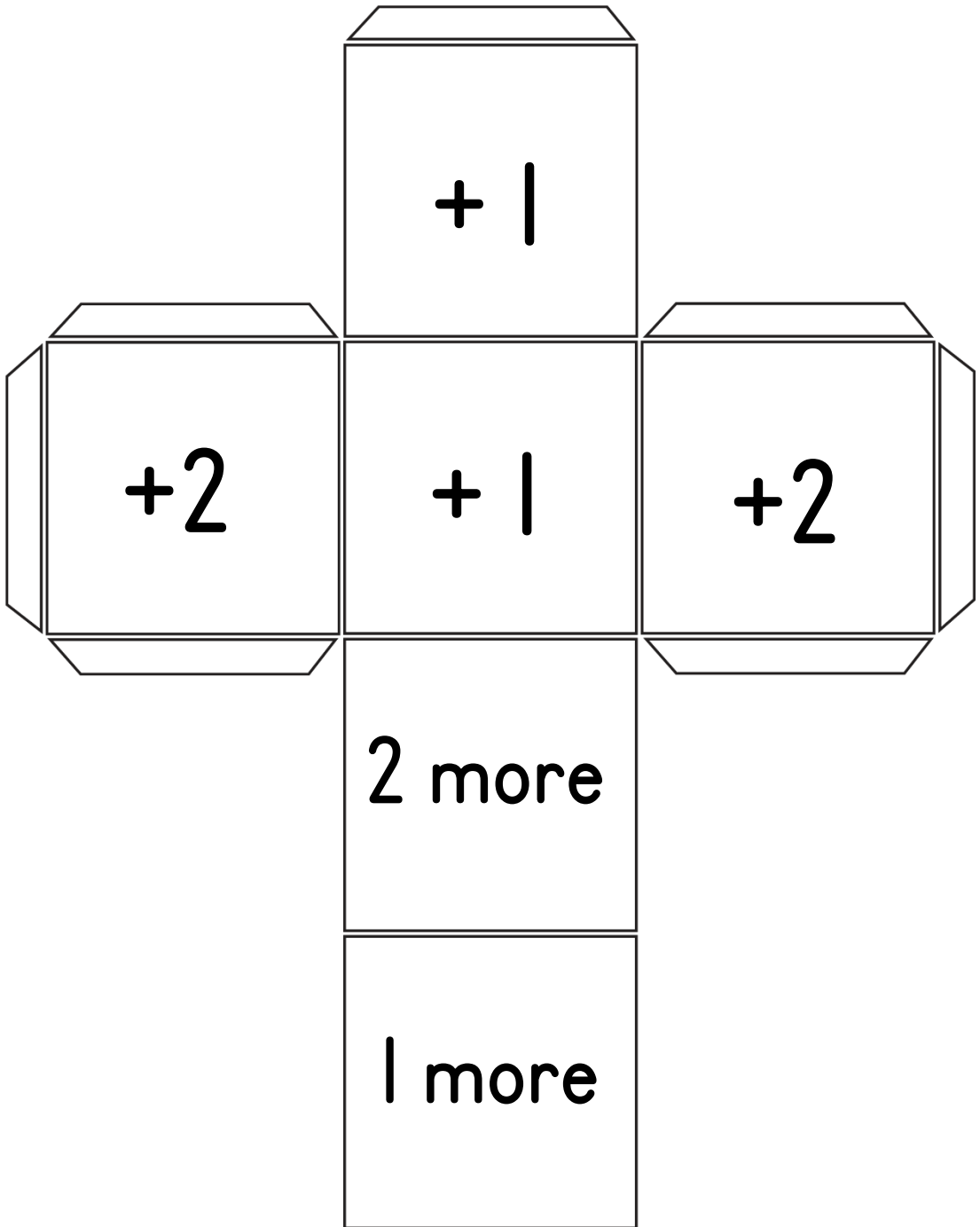


Count On Cup

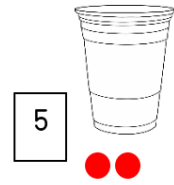
Materials: paper cup, number cube (marked 1 more, 2 more, +1,+1, +2, +2), numeral cards (1- 8), counters



1. Work with a partner. Player 1: Turn over the top card in the pile and put that many counters in the cup.
2. Player 2: Roll the number cube and place that many counters next to the cup.
3. Count on from the number on the card to find how many counters in all. Check your count by emptying the cup and counting all the counters.
4. Fill in the table to show how many counters in the cup, next to the cup, and how many counters in all.
5. Repeat until all the numeral cards have been used.



Count On Cup



In the cup	Next to the cup	In all